

Child Auscultation Trainer Care and Instruction Manual

Item No 020



Along with your Child Heart and Lung Sounds Trainer you have received one each of the following items :

- 1 Remote Control
- 1 Carry Case
- 1 A/C Power Charge Cord
- 1 Battery, 9V
- 2 Battery, AA
- 1 Instruction Booklet (also available in PDF at www.simulaids.com)

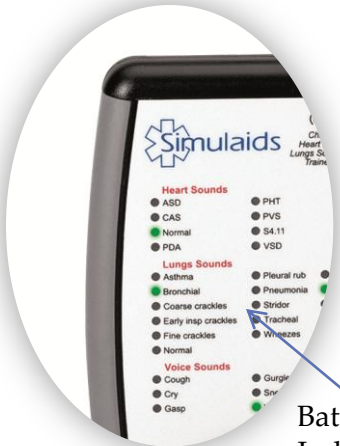
An **Extended Warranty** is available for purchase within two months of your product invoice date. Please contact your Simulaids distributor for details. Reference item number 030W when placing your extended warranty order.

CAUTION!

Keep away from water. This is an electronic device, handle the trainer and remote control with care and prevent it from getting wet. You may spot clean the surface with any water soluble liquid cleaner, do not submerge in water.

Operation

The remote control is powered by one standard 9V battery. Check to make sure the battery has sufficient power by checking the battery power indicator on the face of the remote. Replace the battery if necessary by sliding the cover off from the back of the remote control.



Battery Power Indicator




Battery door

The trainer's base requires charging with the a/c power charge cord from either 110 or 220 volt systems. Adapters are included with the charger.



Charger & Adapters

The unit may be operated by batteries that are installed through the sliding battery door on the bottom of the base unit. The initial supply of AA batteries is included in your package.



Base



| # | Description |
|---|-------------------------------------|
| 1 | Axillary speaker jack |
| 2 | Power Button/indicator light |
| 3 | Battery Power Level indicator light |
| 4 | A/C Power Cord Connector |
| 5 | Product Serial Number |

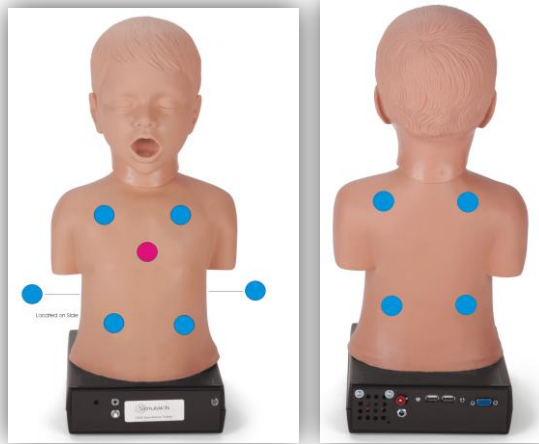
Remote Control Knob



Selecting Sounds: Turning the dial on the remote control will change the location of the illuminated LED, indicating which sound will be heard. Press the control knob once to activate that sound. You may play one sound selection from each of the three sound categories: Heart, Lung and Voice (see chart on page to follow). A maximum of three sound selections may be audible at one time. Do this by selecting one heart sound, one lung sound and one voice sound to be active at the same time. You may then alter the breathing rate to your preferred selection. You may limit the number of sounds by deselecting the ones that you do not want to hear. Simply turn the dial until the light arrives at the active sound and then push the knob once. This will turn the illuminated LED to yellow and the sound will not be heard.

Broadcasting Sounds: To broadcast sounds through an amplification device (external speaker) connect the speaker system to a speaker jack located on the rear of the trainers base unit, near the charging port. (Location #1 on the previous page)

To **turn the trainer off**, push the remote control knob down once, hold for one second and then release the knob (it won't shut off, otherwise). You must then turn off the trainer's base unit by pushing the switch on the back of the base once. An automatic shut off circuit will shut down the trainer if it is left for too long without input from the remote control.



Child Auscultation Trainer Features:
10 Lung Sounds Sites
1 Heart Sound Site
Voice Sounds from head

The charts below show the various libraries of sounds that you may select on the remote control.

| Lung Sounds |
|-----------------------|
| Asthma |
| Bronchial |
| Coarse Crackles |
| Fine Crackles |
| Insp. Crackles, Early |
| Normal Breath Sounds |
| Wheeze |
| Pneumonia, lobar |
| Stridor |
| Tracheal |

| Heart Sounds |
|-------------------------------|
| Atrial Septal Defect |
| Congenital Aortic Stenosis |
| Normal Pediatric Heart Sounds |
| Normal Pediatric Heart Sounds |
| Patent Ductus Arteriosus |
| Pulmonary Hypertension |
| Pulmonary Valvular Stenosis |
| S4.11 |
| Ventricular Septal Defect |

| Voice Sounds |
|--------------|
| Cough |
| Crying |
| Gasp |
| Gurgling |
| Sneeze |
| Wheeze |

WARRANTY: Simulaids warrants the Child Auscultation Trainer to be free from defects in materials and/or workmanship for a period of one year from the date of purchase, as evidenced by the date on the invoice of the product shipment to the end user. This warranty expressly does not cover abuse, accidental or purposeful damage, or any form of modification to the product. This warranty does not cover moulage products. Only products manufactured at the Simulaids plant in Saugerties, NY receive this limited warranty status. All other products sold through Simulaids, but manufactured elsewhere, are subject to the warranties supplied by the product manufacturer. These warranties may differ from the Simulaids' warranty. Simulaids reserves the right to either repair or replace affected parts or the entire unit, at their sole discretion, after investigating and reviewing the actual product and the damage. In most instances, a digital photo of the product in question showing the damage will help qualify a product for return to the factory.

RETURN POLICY: At no time will any product be accepted without proper return authorization issued by Simulaids. Please contact our Customer Service Department to arrange a return and obtain a RGA number. Freight and Shipping charges are the sole responsibility of the end user. No product will be received with shipping charges due. Serial number and invoice number from the agency through whom the product was purchased must be provided for warranty repairs. No return authorization number will be provided without this information. Should you have any questions or wish further information on any product we manufacture call or write our Customer Service Department.



PO Box 1289 – 16 Simulaids Drive
Saugerties NY 12477 USA

Tel: 845-679-2475 or 800-431-4310 Fax: 845-679-8996

www.simulaids.com
info@simulaids.com